

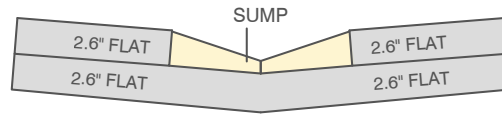


4x4 Target Sump Field Usage Sheet

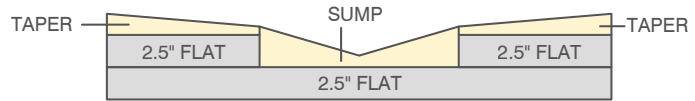
SLOPE	THICKNESS
1/2" SLOPE	0.5" - 1.5"
	1.5" - 2.5"
	1.0" - 2.0"
	2.0" - 3.0"

* NO FIELD CUTS (SAVES 12 FIELD CUTS) *
 * REDUCES WASTE BY 75% *
 * REDUCES FIELD LABOR *

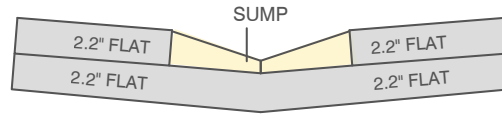
R-30	STRUCTURAL SLOPE - 2 LAYERS OF 2.6"	
	SUMP: Q2	BASE: 2.6"
	TOTAL THICKNESS: 4.1" - 5.1"	



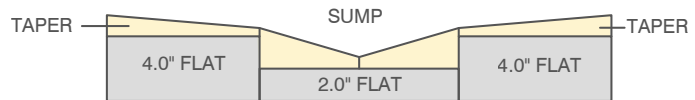
R-30	FULL TAPER - 2.5"+2.5" FLAT+0.5" TAPER START	
	SUMP: XX2	BASE: 2.5"
	TOTAL THICKNESS: 4.5" - 5.5"	



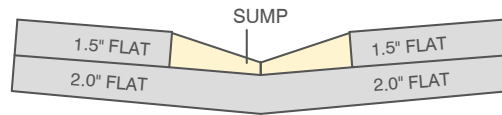
R-25	STRUCTURAL SLOPE - 2 LAYERS OF 2.2"	
	SUMP: XX1	BASE: 2.2"
	TOTAL THICKNESS: 3.2" - 4.2"	



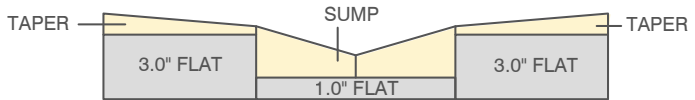
R-25	FULL TAPER - 4.0" FLAT+0.5" TAPER START	
	SUMP: Q2	BASE: 2.0"
	TOTAL THICKNESS: 3.5" - 4.5"	




R-20	STRUCTURAL SLOPE - 2.0" + 1.5" FLAT ISO	
	SUMP: Q1	BASE: 2.0"
	TOTAL THICKNESS: 2.5" - 3.5"	



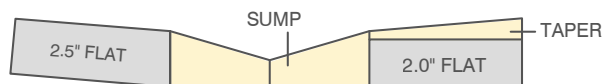
R-20	FULL TAPER - 3.0" FLAT+0.5" TAPER START	
	SUMP: Q2	BASE: 1.0"
	TOTAL THICKNESS: 2.5" - 3.5"	



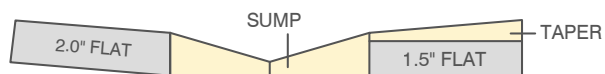
MIN 3.0"	R-17 - STRUCTURAL SLOPE AND FULL TAPER	
	SUMP: XX2	NO BASE NEEDED
	TOTAL THICKNESS: 2.0" - 3.0"	



MIN 2.5"	R-14 - STRUCTURAL SLOPE AND FULL TAPER	
	SUMP: Q2	NO BASE NEEDED
	TOTAL THICKNESS: 1.5" - 2.5"	



MIN 2.0"	R-11.5 - STRUCTURAL SLOPE AND FULL TAPER	
	SUMP: XX1	NO BASE NEEDED
	TOTAL THICKNESS: 1.0" - 2.0"	



MIN 1.5"	R-8.5 - STRUCTURAL SLOPE AND FULL TAPER	
	SUMP: Q1	NO BASE NEEDED
	TOTAL THICKNESS: 0.5" - 1.5"	



For more information on this product, visit www.hunterpanels.com.

Hunter Panels | 15 Franklin St, Portland, Maine 04101 | 888.746.1114 | www.hunterpanels.com

NEW YORK ILLINOIS FLORIDA TEXAS UTAH PENNSYLVANIA WASHINGTON