

HUNTER PANELS H-SHIELD NB

Flat Polyisocyanurate Insulation Manufactured
On-Line to Oriented Strand Board



H-Shield NB

Product Description

H-Shield NB is a rigid roof insulation composite panel composed of a closed cell polyisocyanurate foam core manufactured on-line to a fiber reinforced facer on one side and 7/16" oriented strand board (OSB) on the other. H-Shield NB can also be manufactured off-line bonded to 5/8" OSB and 5/8" or 3/4" plywood.

Features and Benefits

- Manufactured with NexGen Chemistry: Contains no CFCs, HFCs, HCFCs, is Zero ODP, EPA Compliant, and has virtually no GWP
- A superior combination of high insulating properties and a nailable surface
- Suitable for new construction and re-roofing on both commercial and residential projects
- Incorporates APA-TECO Rated Exposure 1 OSB and Plywood
- The edges of the wood panels are rabbeted to allow for expansion and contraction of the wood. The foam edges shall be installed tightly to achieve thermal integrity across the entire roof deck
- Available as a non-rabbeted panel upon special request
- Hail Rating: SH-1, VSH



Panel Characteristics

- Available in two grades of compressive strengths per ASTM C1289 Type V, Class 1 Grade 2 (20 psi) or Grade 3 (25 psi)
- Also available in ASTM C1289 Type V, Class 2 (H-Shield CG), Grade 2 (20 psi) or Grade 3 (25 psi)
- Available foam size is 47.5"x95.5" when manufactured on line in thicknesses of 1.5" (38mm) to 4.0" (102mm)
- Available in foam size is 48"x96" when manufactured off-line in thicknesses of 1.5" (38mm) to 4.0" (102mm)
- Multiple Substrate Types Available:

OSB:

- 7/16" or 5/8"

Plywood:

- 5/8" or 3/4" CDX
- Fire-Treated

APPLICATIONS

- Heavyweight Shingles
- Standing Seam Metal Roof Systems
- Tile
- Slate
- Single-Ply Roof Systems - Ballasted, Mechanically Attached, Fully Adhered. (For high wind speed warranty — see individual Single-Ply manufacturer approvals and listings)

H-SHIELD NB THERMAL VALUES

THICKNESS†		LTTR R-VALUE*	FLUTE SPANABILITY
(INCHES)	(MM)		
1.5	38	6.3	4 3/8"
2.0	51	9.2	4 3/8"
2.5	64	12.0	4 3/8"
3.0	76	15.0	4 3/8"
3.5	89	18.0	4 3/8"
4.0	102	21.1	4 3/8"

*Long Term Thermal Resistance Values are based on ASTM C 1289.

†Thickness is calculated with 7/16" OSB.

H-Shield NB is only manufactured in the sizes listed above and on our packaging and weight chart. R-values other than those listed can be achieved by installing a multi layer system consisting of an additional layer of flat polyiso under H-Shield NB.

Codes and Compliances

- ASTM C 1289 Type V, Grade 2 (20 psi) or Grade 3 (25 psi)
- International Building Code (IBC) Chapter 26
- State of Florida Product Approval Number FL 5968
- California Code of Regulations, Title 24, Insulation Quality Standard License #TI-1420
- Miami Dade County Product Control Approved

Underwriters Laboratories Inc Classifications

- UL 1256
- Insulated Steel Deck Construction Assemblies – No. 120, 123
- UL 790
- UL 263 Hourly Rated P Series Roof Assemblies

UL Classified for use in Canada

- Refer to UL Directory of Products Certified for Canada for details

Factory Mutual Approvals

- FM 4450, FM 4470
- Approved for Class 1 insulated steel deck constructions. Refer to FM Approval's RoofNav for details on specific systems

Potential LEED Credits for Polyiso Use

Energy and Atmosphere

- Optimize Energy Performance

Materials & Resources

- Building Life-Cycle Impact Reduction
- Environment Product Declaration
- Material Reuse
- Recycled Content
- Construction and Demolition Waste Management

Indoor Environmental Quality

- Thermal Comfort

INSTALLATION

Shingles, Tiles, Slate, Metal and Membrane Roofing

H-Shield NB is installed, wood side up over steel, plywood or structural roof decks. Hunter SIP NB Panel Fasteners are required to secure the H-Shield NB to the steel or plywood deck. Wood blocking, if necessary, should be equal in thickness to the H-Shield NB and should be installed along the eaves and rake edges of the roof. The roofing system is then installed according to the manufacturer's recommendations.

H-Shield NB may be adhered to a 1/2" per ft. max slope properly prepared cementitious deck (with a full mopping of Type III or Type IV asphalt or a low rise adhesive) only when manufactured online. **All H-Shield NB manufactured off-line must be mechanically attached.**

The Use of Synthetic Underlayments

The use of synthetic underlayments is becoming an industry norm (for steep slope applications). Hunter Panels strongly suggests the use of a synthetic underlayment under asphalt shingles unless otherwise specified by the shingle manufacturer. Synthetic underlayments provide excellent water resistance and absorb no moisture.

Vapor Retarders

In building construction, vapor retarders are used to inhibit or block the passage of moisture into roofing assemblies. Vapor barriers also serve as air barriers to limit the movement of moisture-laden air from the interior to the exterior. This is especially important during the construction phase where excessive moisture drive is present. To determine whether a vapor retarder is necessary, we recommend that calculations on the building's interior relative humidity, interior temperature conditions and outside temperature fluctuations during the various seasons be performed prior to the completion of the design. Excessive moisture migration can cause unwanted condensation that will potentially damage the system or infiltrate the occupied space. Hunter Panels strongly suggests the use of a vapor retarder with a perm value of 0.5 or less on all projects except in extreme cooling conditions. Consult a licensed design professional, architect or engineer to establish whether or not a vapor retarder is necessary and to specify its type and location within the assembly. This criteria varies with geographical location and is therefore specific to each project.

Fastening Guidelines

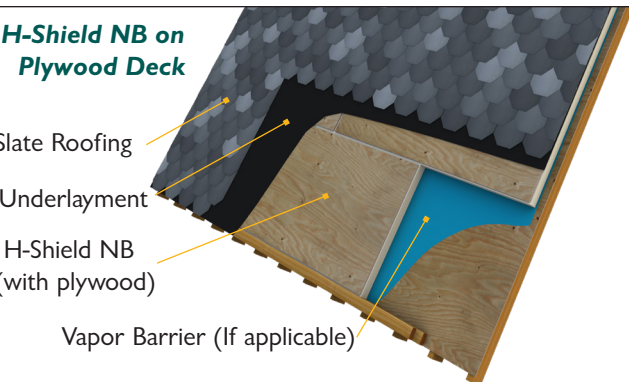
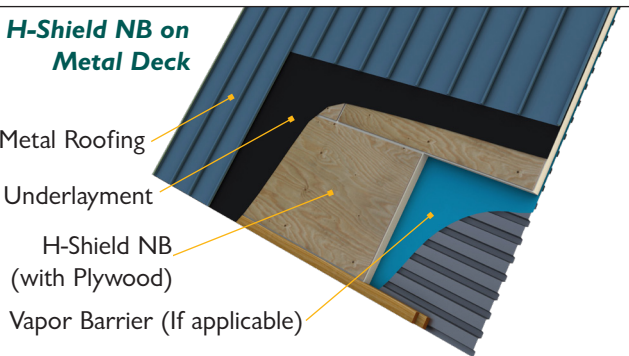
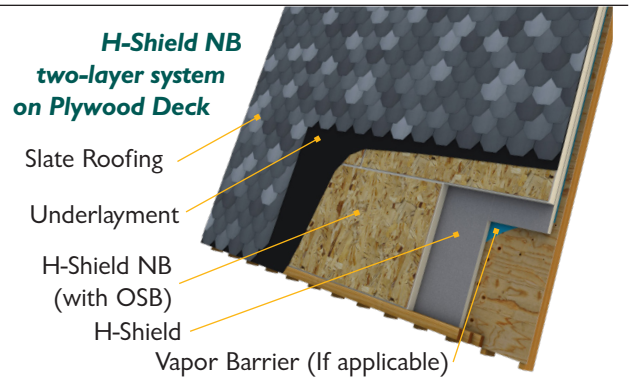
Hunter Panels requires the use of the Hunter Panels SIP SD Panel Fastener for steel deck applications, the SIP WD for plywood deck applications, and SIP HD for heavy duty steel decks. Additional information on fasteners and fastening patterns are available on our website at www.hunterpanels.com.

Refer to **H-Shield NB Installation Guide** for application specific installation instruction & fastener information. Access a digital copy at www.hunterpanels.com or scan this QR code



WARNINGS AND LIMITATIONS

Insulation must be protected from open flame and kept dry at all times. Install only as much insulation as can be covered the same day by completed roof covering material. Hunter Panels will not be responsible for specific building and roof design by others, for deficiencies in construction or workmanship, for dangerous conditions on the job site or for improper storage and handling. Technical specifications shown in this literature are intended to be used as general guidelines only and are subject to change without notice. For more information refer to the Storage and Handling Technical Bulletin at www.hunterpanels.com, or refer to PIMA Technical Bulletin No. 109: *Storage & Handling Recommendations for Polyiso Roof Insulation* at www.polyiso.org.



**H-SHIELD NB TYPICAL PHYSICAL PROPERTY DATA CHART
POLYISO FOAM CORE ONLY**

PROPERTY	TEST METHOD	VALUE
Compressive Strength	ASTM D 1621	20 psi* (138kPa, Grade 2)
Dimensional Stability	ASTM D 2126	2% linear change (7 days)
Moisture Vapor Transmission	ASTM E 96	< 1 perm (57.5ng/ (Pa•s•m ²))
Water Absorption	ASTM C 209	< 1% volume
Flame Spread**	ASTM E 84	< 75
Smoke Developed**	ASTM E 84	< 450
Service Temperature	-	-100° to 250° F (-73°C to 122°C)

*Also available in 25 psi, Grade 3
**Meets the requirements of the IBC code. For specific Flame Spread or Smoke Developed Ratings please contact the Hunter Panels Technical Department



Hunter Panels | Energy Smart Polyiso | 888.746.1114 | www.hunterpanels.com

New York Illinois Florida Texas Utah Pennsylvania Washington

