

TAKE THE HUNTER ADVANTAGE

Cool Vent Advantage

HUNTER



PROLONG THE LIFE OF YOUR STEEP SLOPE ROOF WITH PROPER VENTILATION BY USING HUNTER PANELS COOL-VENT.

Hunter Panels Cool-Vent can be used with a variety of finished roof assemblies including all types and weights of Shingles, Slate, Tile and Metal Roof Systems. The majority of shingle manufacturers today require some type of ventilation system under their shingles in order to achieve the warranty. Shingles on unvented roof assemblies register at higher temperatures than shingles on vented assemblies. This can reduce the service life of the shingle by approximately 10% and can cause buckling and ice damming in winter climates. If air is allowed to flow under the shingles the temperature on the roof will remain cooler and more consistent thus reducing buckling and thermal breaks. This type of ventilation system under the finished roof can be achieved with Hunter Panels Cool-Vent. Cool-Vent is recommended on Steep Slope applications of 3:12 slope or greater. For slopes less than that we recommend H-Shield NB, a non-vented nailable polyiso insulation panel.



COOL-VENT PRODUCT ADVANTAGES

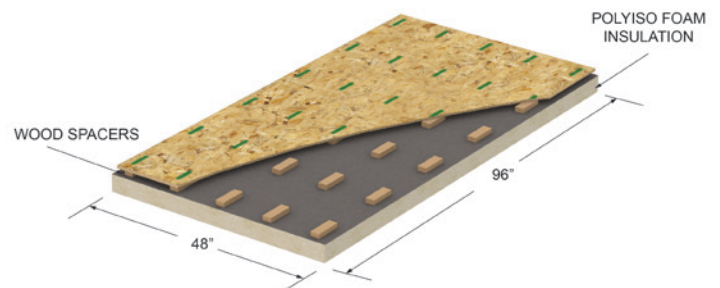
- Cross Directional airflow, necessary for valleys and dormers
- 92% open airspace for optimal cooling and venting
- 75% lateral air movement
- Spacer blocks marked for ease of mechanical attachment
- The edges of the wood are rabbeted to provide for expansion and contraction while allowing the foam edges to be installed tightly to achieve thermal integrity across the entire roof deck

VENTING ADVANTAGES


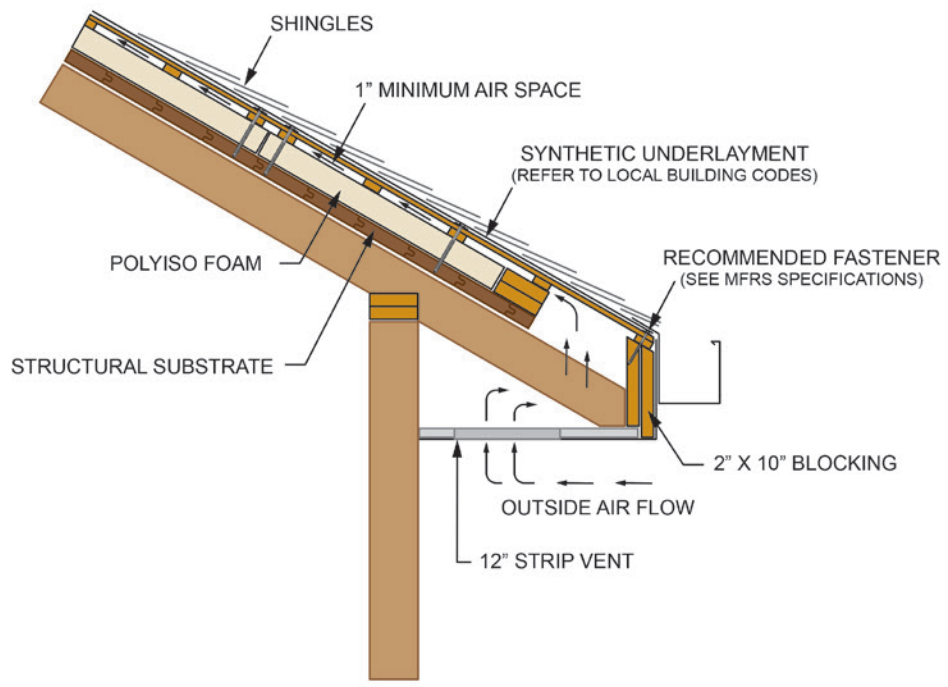
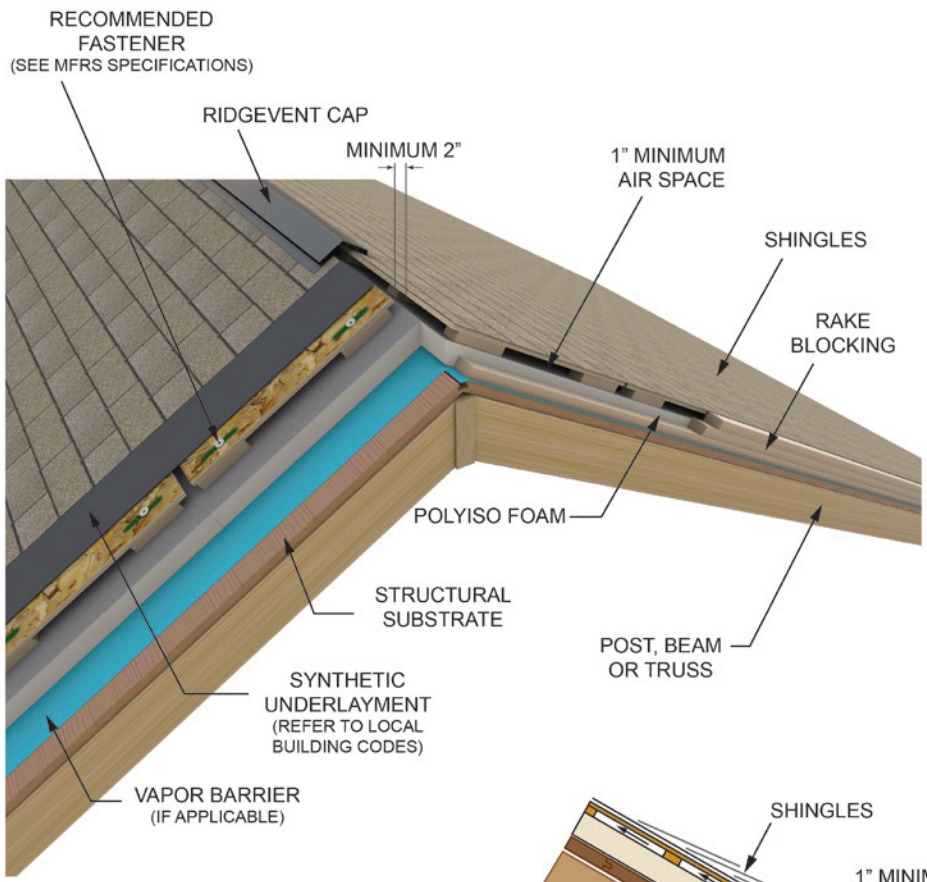
- Provides the highest R-Value for insulation while providing above deck venting
- Extends the life of the finished roof system by circulating air through the soffit and ridge vent
- Reduces Heat loss and exhausts excess moisture
- Aids in the prevention of ice dams

APPLICATIONS

- Perfect for cathedral and vaulted ceilings, post & beam construction, conditioned attic space and log home applications
- 2 layer systems recommended: base layer of flat polyiso (H-Shield or H-Shield CG) with second layer Cool-Vent, staggering joints
- Complete Cool-Vent Installation Guide available at hunterpanels.com



Energy Smart Polyiso



For more information and samples, contact *Hunter Panels* or visit www.hunterpanels.com.
 Contact the Hunter Technical Team at Huntermtechnical@hpanels.com or 888-746-1114



Energy Smart Polyiso

15 Franklin Street ■ Portland, Maine 04101 ■ 888.746.1114 ■ info@hpanels.com ■ www.hunterpanels.com